

Umbauanleitung **assembly instruction**

IGV Sinusarm **IGV Sine lever**



Diese Umbauanleitung gilt für alle Öffne-Richtungen von Aufzugtüren (TL,TR, Z).

Die Abbildungen zeigen eine links öffnende Tür.

This assembly instruction is suitable for all open directions (TL, TR, C).

The pictures used show a left opening door.

Tür vor Umbau - door before conversion



ill.1: Original IGV TL

Umbau - Conversion



Entfernen Sie den alten Motor und montieren Sie den Motor von L&L.

Remove old motor and add L&L-Motor.

ill.2: TSG motor mounted at IGV door

Montieren - assemble




ill.3: mounting guide pulley




ill.4: mounting door leaf actuator




ill.5: mounting toothed belt



ill.5: IGV after conversion / front view



ill.5: IGV after conversion / topview



Langer & Laumann Ingenieurbüro GmbH
Wilmsberger Weg 8
48565 Steinfurt
Germany

Tel.: +49 (2552) 92791 0

support@lul-ing.de
www.lul-ing.de