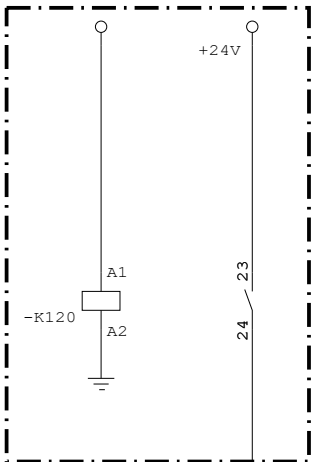


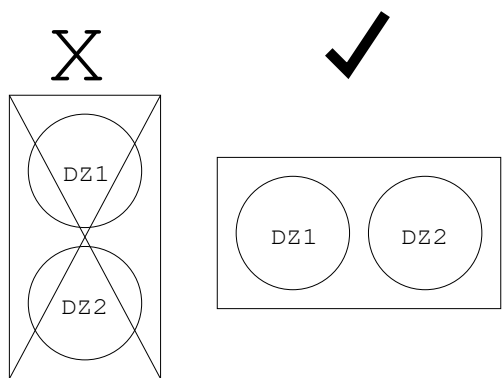
Option: bolt signal

Door Zone

-B123TSG car door locking device



Signals DZ1 and DZ2 must switch at the same time

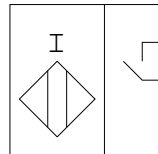


Sensor layout

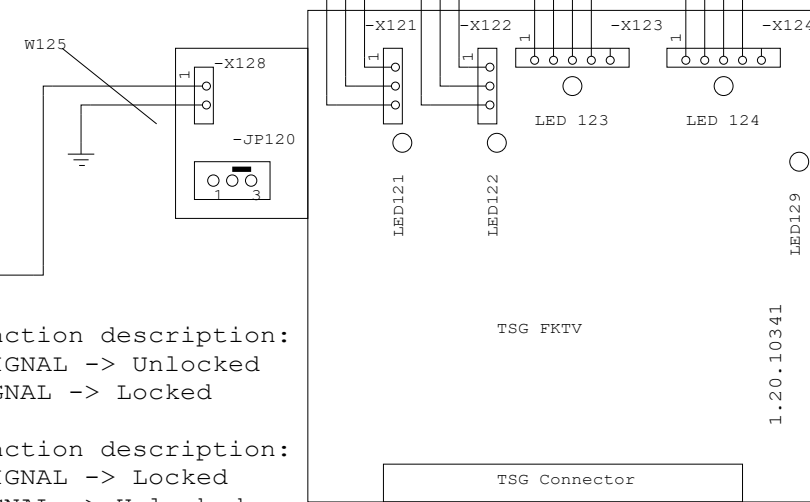
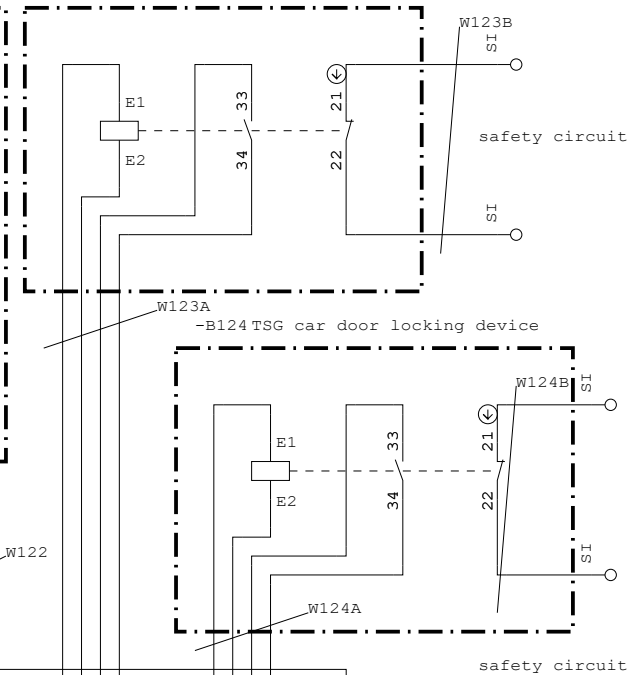
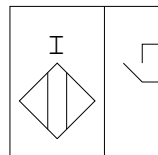
JP120:
2&3 function description:
HIGH SIGNAL -> Unlocked
LOW SIGNAL -> Locked

1&2 function description:
HIGH SIGNAL -> Locked
LOW SIGNAL -> Unlocked

DZ2



DZ1



| | | | | | | | | | |
|----------|-----------|-------|-------------------|----------------|--------------------------------|---------|--|---|---------|
| Zustand: | Änderung: | Datum | Name: | Datum 22.09.20 | Kunde: | D000000 | 1.20.93306 Induktiv FKTV mit zwei Verr | <p>Langer & Laumann Ingenieurbüro GmbH</p> | = |
| | | | Bearb.alexander.p | | Langer & Laumann Ing.-Büro Gmb | | | | + |
| | | | Gepr. | | Wilmsberger Weg 8 | example | | | Blatt 2 |
| | | | Norm | | Steinfurt | TSG v4 | | | von 2 |